




Draw a picture of how you find out from your teacher, your peers, or yourself whether you are learning and how you figure out what you need to work on next. Include a caption below your drawing explaining it.



Caption: This is me reading the comments for what I could improve on next time and double checking my work again.


175
D.S.
X/6

Draw a picture of feedback. This picture can be about what you think it is and how it makes you feel. If you are not sure what feedback is, have a look at the next page to get some ideas. Include a caption below your drawing explaining your drawing.



| | |
|---|--|
|  |  |
| <p>Caption: Mrs Smith is giving me good feedback.</p> | <p>Mrs Smith writes true comments</p> |

176
D.S.
Y6

Draw a picture of feedback. This picture can be about what you think it is and how it makes you feel. If you are not sure what feedback is, have a look at the next page to get some ideas. Include a caption below your drawing explaining your drawing.




Draw a picture of feedback. This picture can be about what you think it is and how it makes you feel. If you are not sure what feedback is, have a look at the next page to get some ideas. Include a caption below your drawing explaining your drawing.



Caption: in one picture is a teacher saying 'good work' then there is a book with feedback from a teacher.

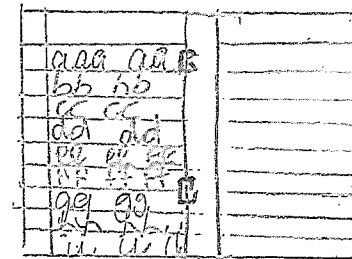

178
DS
1/6

Draw a picture of feedback. This picture can be about what you think it is and how it makes you feel. If you are not sure what feedback is, have a look at the next page to get some ideas. Include a caption below your drawing explaining your drawing.

| | |
|---|--|
|  <p>I Like line 3 but need to work on writing on the lines Mrs Smith</p> | |
| <p>Caption: My teacher gives me good and things to work on Feedback</p> | |

179
DS 16

Draw a picture of feedback. This picture can be about what you think it is and how it makes you feel. If you are not sure what feedback is, have a look at the next page to get some ideas. Include a caption below your drawing explaining your drawing.



Caption: This is the teacher saying a good feedback comment.

180
D.S.
Y6

Draw a picture of feedback. This picture can be about what you think it is and how it makes you feel. If you are not sure what feedback is, have a look at the next page to get some ideas. Include a caption below your drawing explaining your drawing.

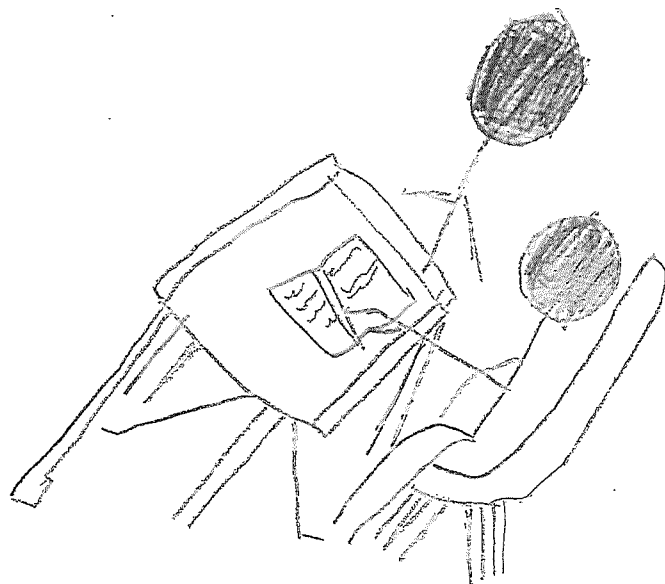


181

D.S

Y6


Draw a picture of feedback. This picture can be about what you think it is and how it makes you feel. If you are not sure what feedback is, have a look at the next page to get some ideas. Include a caption below your drawing explaining your drawing.



Caption:

Someone writing feedback or Marking

Draw a picture of feedback. This picture can be about what you think it is and how it makes you feel. If you are not sure what feedback is, have a look at the next page to get some ideas. Include a caption below your drawing explaining your drawing.



Caption: This picture depicts our classes "grades" LIM-is Learning intention met
LIN-is Learning intention nearly LID- Learning intention developing.

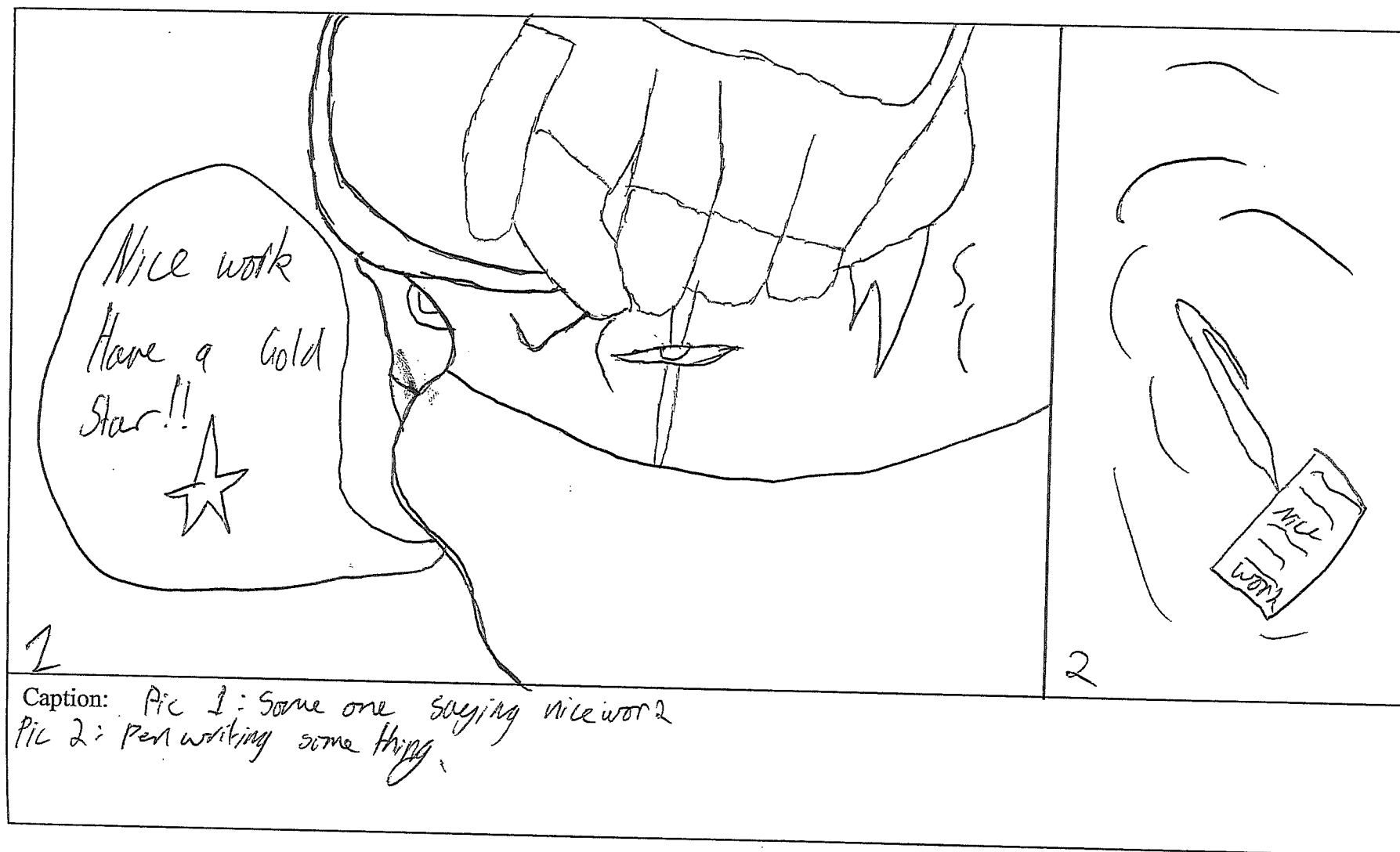
183
D. S.
Y. G.

Draw a picture of feedback. This picture can be about what you think it is and how it makes you feel. If you are not sure what feedback is, have a look at the next page to get some ideas. Include a caption below your drawing explaining your drawing.



Caption: What the teachers is saying about my work is how excellent or how bad im doing.

Draw a picture of feedback. This picture can be about what you think it is and how it makes you feel. If you are not sure what feedback is, have a look at the next page to get some ideas. Include a caption below your drawing explaining your drawing.



Draw a picture of feedback. This picture can be about what you think it is and how it makes you feel. If you are not sure what feedback is, have a look at the next page to get some ideas. Include a caption below your drawing explaining your drawing.

| | |
|--------|-------|
| 1) b ✓ | LIM |
| 2) e / | Well |
| 3) a ✓ | done |
| 4) c ✓ | Mrs |
| 5) z / | Smith |
| 6) y / | |
| | |
| | |
| | |

Well done

Caption: The girl is a teacher that is giving verbal feedback about the students feedback work and she also signed the work to say she has seen it.

R6

D.S

Y6

Draw a picture of feedback. This picture can be about what you think it is and how it makes you feel. If you are not sure what feedback is, have a look at the next page to get some ideas. Include a caption below your drawing explaining your drawing.

