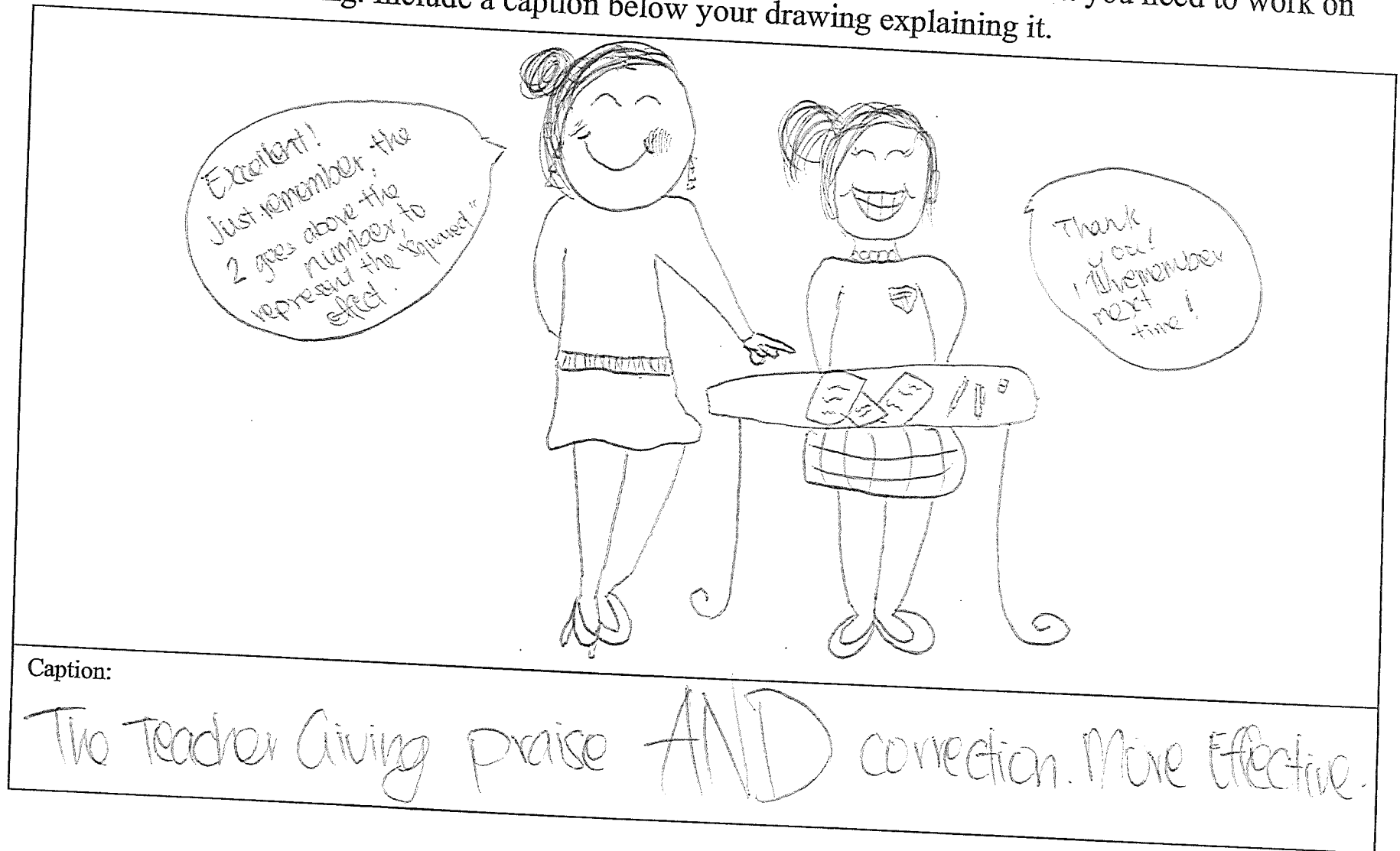



Draw a picture showing how you figure out what you are doing well and what you need to work on next with your learning. Include a caption below your drawing explaining it.




Draw a picture showing how you figure out what you are doing well and what you need to work on next with your learning. Include a caption below your drawing explaining it.




Caption: I'm learning Maths.

Draw a picture showing how you figure out what you are doing well and what you need to work on next with your learning. Include a caption below your drawing explaining it.




Caption: I'm learning my maths & get better

Draw a picture of how you find out from your teacher, your peers, or yourself whether you are learning and how you figure out what you need to work on next. Include a caption below your drawing explaining it.



Draw a picture showing how you figure out what you are doing well and what you need to work on next with your learning. Include a caption below your drawing explaining it.



Caption: When I get my work back and it has been marked & signed by a teacher. And they have left a comment.


Draw a picture showing how you figure out what you are doing well and what you need to work on next with your learning. Include a caption below your drawing explaining it.

The drawing shows two exam result tables side-by-side. The left table is titled 'Exam A' with the year '2008' and a score of '2/6' circled. It has six rows with wavy lines for answers and checkmarks or crosses. The right table is titled 'Exam M' with the year '2009' and a score of '4/6' circled. It also has six rows with wavy lines and checkmarks or crosses. A stick figure with a happy face and the word 'Wahoo' is drawn between the two tables. Below the tables is a caption box.

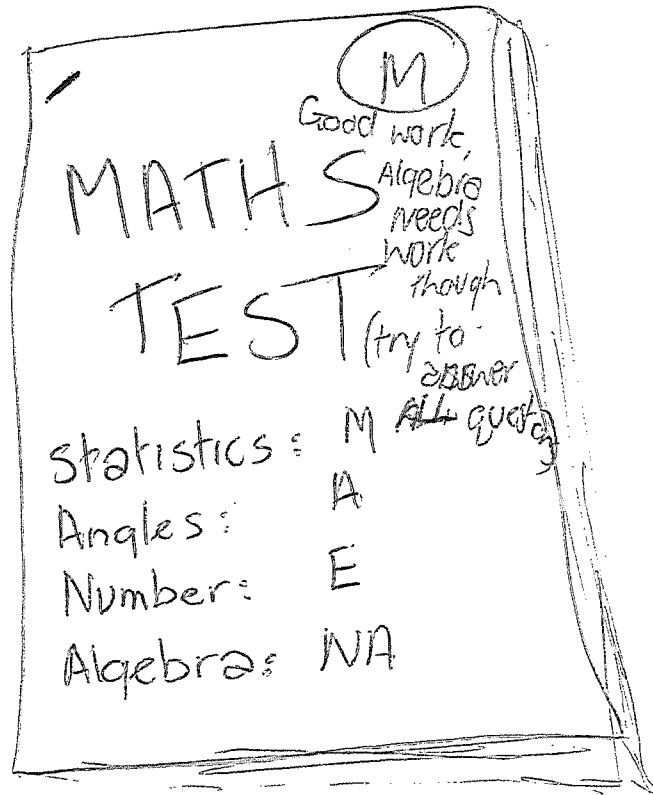
Exam A (2008)	Exam M (2009)
1. ~~~~~ ✓	1. ~~~~~ ✓
2. ~~~~~ ✗	2. ~~~~~ ✓
3. ~~~~~ ✗	3. ~~~~~ ✓
4. ~~~~~ ✓	4. ~~~~~ ✓
5. ~~~~~ ✗	5. ~~~~~ ✗
6. ~~~~~ ✗	6. ~~~~~ ✗

**Caption:** I try to get better results than my previous test, etc. Thats my goals.

Draw a picture of how you find out from your teacher, your peers, or yourself whether you are learning and how you figure out what you need to work on next. Include a caption below your drawing explaining it.



Draw a picture showing how you figure out what you are doing well and what you need to work on next with your learning. Include a caption below your drawing explaining it.



Caption: the results and comments on my tests and assignments show me where my strong points are and how to improve on my results for next time



Draw a picture of how you find out from your teacher, your peers, or yourself whether you are learning and how you figure out what you need to work on next. Include a caption below your drawing explaining it.

Caption: The teacher is explaining to me and my peers the answers and how we can improve

Draw a picture of how you get feedback about your learning to help you know how you are doing and what you need to work on next. Include a caption below your drawing explaining it.



Caption: ~~30~~ one of my friends giving me feedback on my work.

Draw a picture showing how you figure out what you are doing well and what you need to work on next with your learning. Include a caption below your drawing explaining it.

AG  
Y9

Test		
1 <sup>st</sup>	_____	✓
2 <sup>nd</sup>	_____	✓
3 <sup>rd</sup>	_____	✓
4 <sup>th</sup>	_____	✓
5 <sup>th</sup>	_____	x
6 <sup>th</sup>	_____	✓
7 <sup>th</sup>	_____	✓
8 <sup>th</sup>	_____	✓
Total: 7/8 Grades <u>E</u>		

Good grade

Test		
1 <sup>st</sup>	_____	x
2 <sup>nd</sup>	_____	x
3 <sup>rd</sup>	_____	x
4 <sup>th</sup>	_____	x
5 <sup>th</sup>	_____	x
6 <sup>th</sup>	_____	x
7 <sup>th</sup>	_____	x
8 <sup>th</sup>	_____	x
Total: 1/8 Grades <u>M</u>		

Bad grade



Caption: I see by what I got for a mark

Draw a picture of how you get feedback about your learning to help you know how you are doing and what you need to work on next. Include a caption below your drawing explaining it.

EXAM

1) x  
2) ✓  
3) ✓  
4) ✓  
5)

Extra Comment

Grade circled in red

Small comment underneath. Saying why...

Different types of marking.

Comment on the exam.

Caption: A Basic format of feedback from teachers.