


Draw a picture of how you get feedback about your learning to help you know how you are doing and what you need to work on next. Include a caption below your drawing explaining it.



Caption:

teacher Marking my work and giving me feed back on how well i did.

Draw a picture showing how you figure out what you are doing well and what you need to work on next with your learning. Include a caption below your drawing explaining it.

1	100 ✓	12	2 ✓	good work
2	3 ✓	13	21 ✓	But the
3	91 ✓	14	74 ✓	ones you
4	67 ✓	15	96 ✓	got wrong
5	79 ✓	16	234.	were very
6	46 ✓	17	349.	easy. if you
7	83 ✓	18	970.	don't under
8	31 ✓	19	5.	stand
9	4 ✓	20	87 ✓	Please tell
10	7 ✓	21	90.	me. (u)
11	18.			

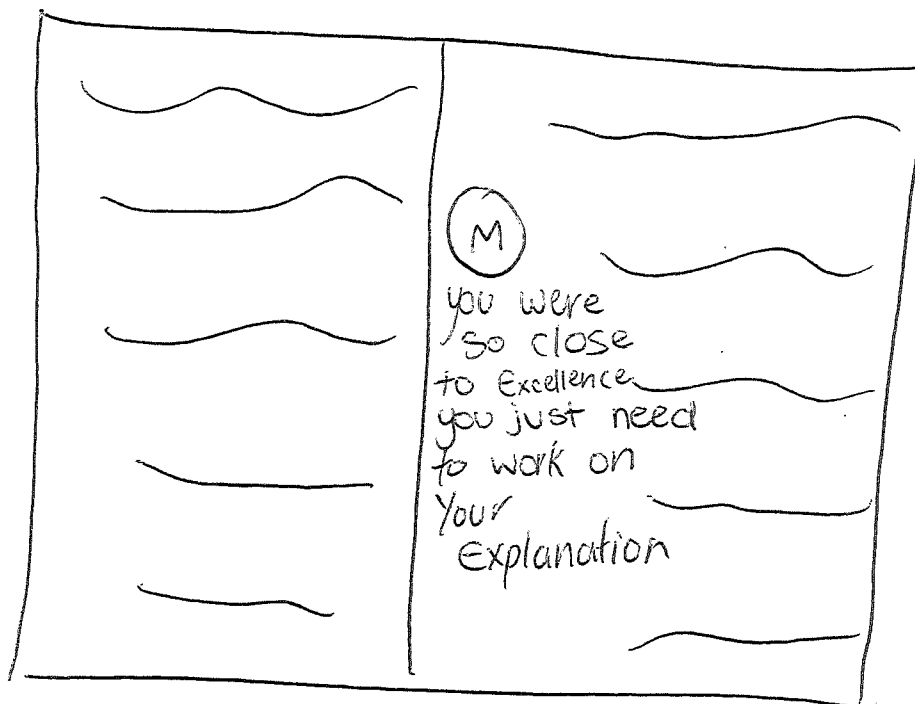
Caption: The teacher is telling the student to tell the teacher if he/she doesn't understand.

Draw a picture of how you get feedback about your learning to help you know how you are doing and what you need to work on next. Include a caption below your drawing explaining it.



Caption: when a student has done good work and worked well

Draw a picture showing how you figure out what you are doing well and what you need to work on next with your learning. Include a caption below your drawing explaining it.




Caption: Feedback on how you did on your test and what to improve on.

(57)

AG
YA

Draw a picture of how you get feedback about your learning to help you know how you are doing and what you need to work on next. Include a caption below your drawing explaining it.



Caption:

Ms Goulter is telling me off for getting a bad mark

Draw a picture showing how you figure out what you are doing well and what you need to work on next with your learning. Include a caption below your drawing explaining it.

① IT LIKE THIS IS!

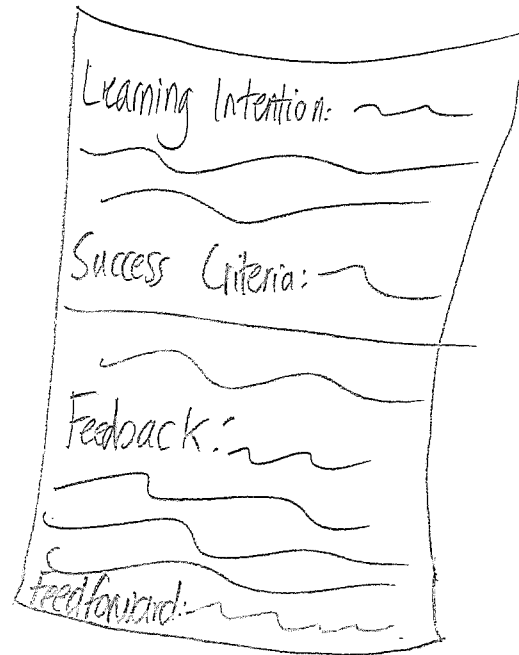
② im sorry

③ chill out dude

④ what did u say get out side

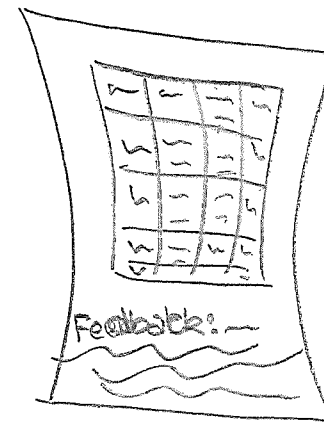
Caption:

Draw a picture of how you get feedback about your learning to help you know how you are doing and what you need to work on next. Include a caption below your drawing explaining it. Y 7-8



Caption: We usually get a piece of paper with the learning intention, success criteria, feedback and feedforward on it.

Draw a picture of how you find out from your teacher, your peers, or yourself whether you are learning and how you figure out what you need to work on next. Include a caption below your drawing explaining it.



Caption:

People commenting or talking to me, or Feed Forward forms!

Draw a picture of how you find out from your teacher, your peers, or yourself whether you are learning and how you figure out what you need to work on next. Include a caption below your drawing explaining it.

Name _____

LI: What you achieved _____

Success Criteria: _____

What you achieved _____

Feedback: What was good _____

Feedforward: What you need to improve on _____

Caption: This is a form we receive after handing in projects or assignments. It is a REALLY helpful sheet of paper which is personal and something we use.

Draw a picture showing how you figure out what you are doing well and what you need to work on next with your learning. Include a caption below your drawing explaining it.

Learning Intention
Name _____

LI: What to achieve.

Success Criteria:

SC: What you should achieve.

"

"

"

"


"

Feedback: _____

Feedforward: _____

Caption: This is a feedback form. We receive this after a piece of work is finished. It explains what we have done well and what we could do to improve next time.

Draw a picture showing how you figure out what you are doing well and what you need to work on next with your learning. Include a caption below your drawing explaining it.



Caption: This picture is of a report. it shows me what i'm doing well, what i'm not and how to improve.

Draw a picture showing how you figure out what you are doing well and what you need to work on next with your learning. Include a caption below your drawing explaining it.

