

Draw a picture of how you get feedback about your learning to help you know how you are doing and what you need to work on next. Include a caption below your drawing explaining it.

✓ 5/6
2 marks



Caption: Getting my astle results in maths

Draw a picture showing how you figure out what you are doing well and what you need to work on next with your learning. Include a caption below your drawing explaining it.


Y 5/6
C.R.K



Caption:


Me, Evaluating myself on what I could do better

Draw a picture of how you find out from your teacher, your peers, or yourself whether you are learning and how you figure out what you need to work on next. Include a caption below your drawing explaining it.



4

Draw a picture showing how you figure out what you are doing well and what you need to work on next with your learning. Include a caption below your drawing explaining it.




The drawing shows two faces side-by-side. The face on the left is smiling and has the words 'Maths Reading R.E' written above it. The face on the right is frowning and has the words 'Maths R.E' written above it. Both faces have simple features like eyes, nose, and mouth.

Caption: The Happy Face Shows The Subjects I've improved on.
The Sad Face Shows the Subjects I need to improve on.

Draw a picture of how you find out from your teacher, your peers, or yourself whether you are learning and how you figure out what you need to work on next. Include a caption below your drawing explaining it.

Y5/6
C.K.




Caption: The test results for maths

47

Y S/E
C R K

Draw a picture showing how you figure out what you are doing well and what you need to work on next with your learning. Include a caption below your drawing explaining it.

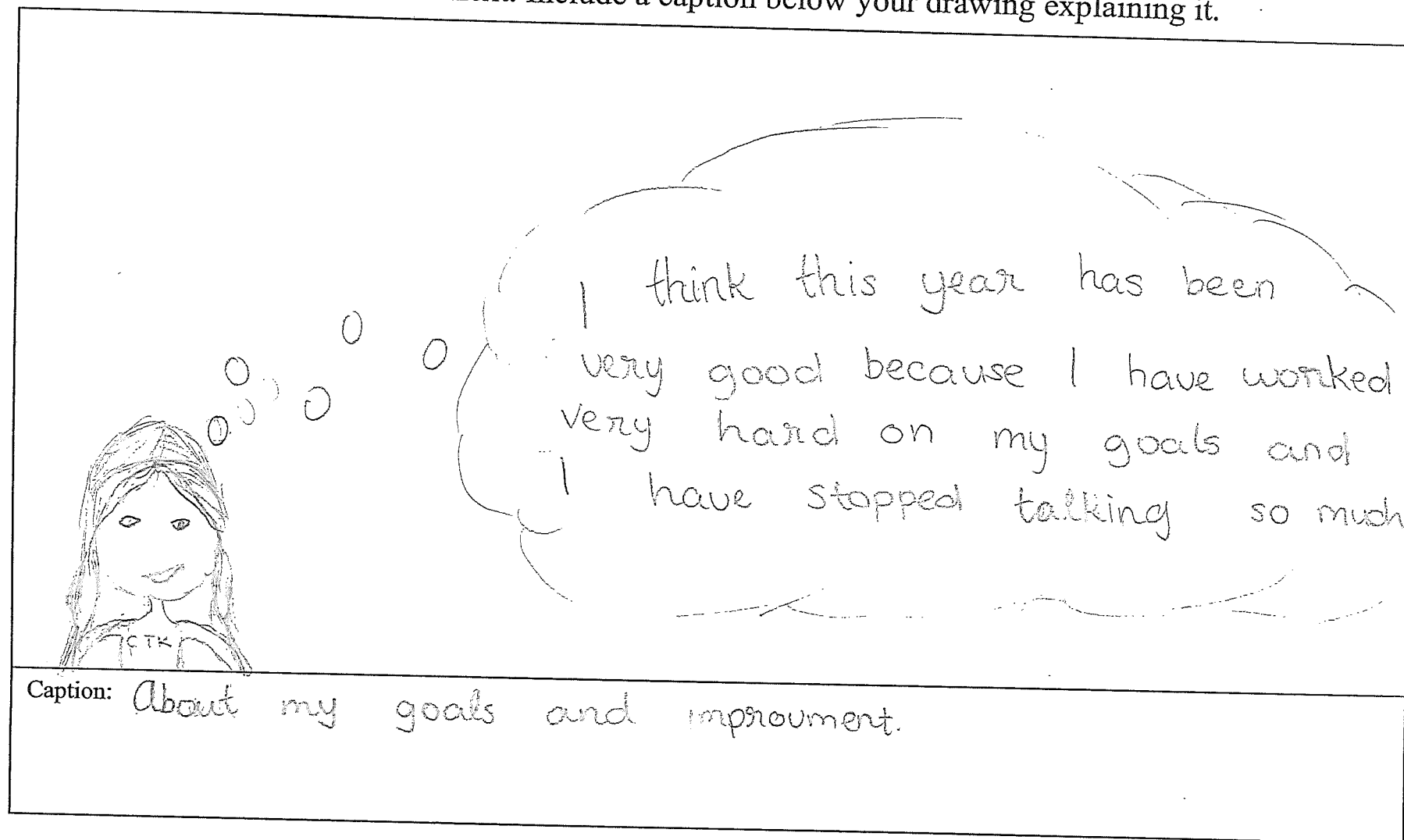


Caption: This is why now I got my grade good and my friend reede had a bad time

Draw a picture of how you get feedback about your learning to help you know how you are doing and what you need to work on next. Include a caption below your drawing explaining it.

48


Y 5/6
C n k



49

Draw a picture of how you get feedback about your learning to help you know how you are doing and what you need to work on next. Include a caption below your drawing explaining it.

4 5/6
c r k



Caption: When I work hard in my work I can achieve it! U

50

AC.


Y 9

Draw a picture showing how you figure out what you are doing well and what you need to work on next with your learning. Include a caption below your drawing explaining it.

M


Caption: it is a comment on my work!

Draw a picture showing how you figure out what you are doing well and what you need to work on next with your learning. Include a caption below your drawing explaining it.



Caption: It is a comment on my work and a really good grade from my teacher.

Draw a picture of how you find out from your teacher, your peers, or yourself whether you are learning and how you figure out what you need to work on next. Include a caption below your drawing explaining it.



Caption: Heres me sitting at a desk Mrs Goulter walks over to check my work and quietly comments and marks my work. The board shows she always writes a Learning Intention and success criteria at the beginning of the lesson for us to achieve.