



International Social Survey Programme New Zealand

CONFIDENTIAL

ID: _____

Social Equality in New Zealand

Department of Marketing
International Social Survey Programme
1999



Massey University

How to fill out this questionnaire

To answer these questions all you have to do is circle a number, or write in the space provided. For some questions, there is an instruction in **bold type** explaining what to do. Some questions may not apply to you, in which case there are instructions on which questions to go to next.

The questions cover a wide range of subjects, but no special knowledge is required and there are no right or wrong answers. We just want to know your *own personal opinions*.

Returning the questionnaire

When you have completed the questionnaire, please post it back in the reply-paid envelope, **as soon as you possibly can**.

Enjoy the questionnaire, and thank you for your help.

If you would like a copy of a summary of the results of this survey, please write your name and address in the place below.

Name:	_____
Address:	_____

OPPORTUNITIES FOR GETTING AHEAD

To begin, we have some questions about opportunities for getting ahead...

1. Please circle one number in each of the following questions to show how **important you think it is for getting ahead in life...**

- a. First, how important is coming from a wealthy family?

Essential 1
Very important 2
Fairly important 3
Not very important..... 4
Not important at all 5
Can't choose..... 8

5

- b. Knowing the right people?

Essential 1
Very important 2
Fairly important 3
Not very important..... 4
Not important at all 5
Can't choose..... 8

6

- c. Do you agree or disagree...

In New Zealand people get rewarded for their effort

Strongly agree 1
Agree..... 2
Neither agree nor disagree..... 3
Disagree..... 4
Strongly disagree..... 5
Can't choose..... 8

7

- d. In New Zealand people get rewarded for their intelligence and skills

Strongly agree 1
Agree..... 2
Neither agree nor disagree..... 3
Disagree..... 4
Strongly disagree..... 5
Can't choose..... 8

8

- e. To get all the way to the top in New Zealand today, you have to be corrupt.

Strongly agree 1
Agree..... 2
Neither agree nor disagree..... 3
Disagree..... 4
Strongly disagree..... 5
Can't choose..... 8

9

Next, some questions about inequality...

2. a. Do you agree or disagree ...
Inequality continues to exist because it benefits the rich and powerful.
- | | |
|---------------------------------|---|
| Strongly agree | 1 |
| Agree..... | 2 |
| Neither agree nor disagree..... | 3 |
| Disagree | 4 |
| Strongly disagree | 5 |
| Can't choose..... | 8 |
- b. No one would study for years to become a lawyer or doctor unless they expected to earn a lot more than ordinary workers.
- | | |
|---------------------------------|---|
| Strongly agree | 1 |
| Agree..... | 2 |
| Neither agree nor disagree..... | 3 |
| Disagree | 4 |
| Strongly disagree | 5 |
| Can't choose..... | 8 |
- c. Large differences in income are necessary for New Zealand's prosperity.
- | | |
|---------------------------------|---|
| Strongly agree | 1 |
| Agree..... | 2 |
| Neither agree nor disagree..... | 3 |
| Disagree | 4 |
| Strongly disagree | 5 |
| Can't choose..... | 8 |
- d. Inequality continues to exist because ordinary people don't join together to get rid of it.
- | | |
|---------------------------------|---|
| Strongly agree | 1 |
| Agree..... | 2 |
| Neither agree nor disagree..... | 3 |
| Disagree | 4 |
| Strongly disagree | 5 |
| Can't choose..... | 8 |
- e. Would you say that you earn...
- If you are not working now, please tell about your last job.***
- | | |
|-------------------------------|---|
| Much less than I deserve..... | 1 |
| Less than I deserve | 2 |
| What I deserve..... | 3 |
| More than I deserve | 4 |
| Much more than I deserve..... | 5 |
| Never worked..... | 6 |
| Can't choose..... | 8 |

HOW MUCH PEOPLE EARN

3. We would like to know what you think people in some jobs actually earn.

For each of the people listed below, please write in how much you think they **usually** earn each year, before taxes.

(You may not be exactly sure about this, but your best guess will be close enough. This may be difficult, but it is important, so please try.)

*Please write in how
much they **ACTUALLY**
earn each year*

- a. First, **about** how much do you think a skilled worker in a factory earns?[\$].....
- b. A doctor in general practice?[\$].....
- c. The chairman of a large national corporation?[\$].....
- d. A solicitor?[\$].....
- e. A shop assistant?[\$].....
- f. The owner-manager of a large factory?[\$].....
- g. A judge in the High Court?.....[\$].....
- h. An unskilled worker in a factory?[\$].....
- i. A cabinet minister in parliament?[\$].....
- j. Your occupation – about how much do you actually earn?[\$].....
If not working now, please tell us about your last occupation.

If you have never worked, please circle here

99

4. Next, what do you think people in these jobs **ought** to be paid – how much do you think they should earn each year before taxes, regardless of what they actually get?

*Please write in how much they **SHOULD** earn each year*

- a. First, **about** how much do you think a skilled worker in a factory should earn?[\$].....
- b. A doctor in general practice?[\$].....
- c. The chairman of a large national corporation?[\$].....
- d. A solicitor?[\$].....
- e. A shop assistant?[\$].....
- f. The owner-manager of a large factory?[\$].....
- g. A judge in the High Court?.....[\$].....
- h. An unskilled worker in a factory?[\$].....
- i. A cabinet minister in parliament[\$].....
- j. Your occupation – about how much should they earn?.....[\$].....
If not working now, please tell us about your last occupation

If you have never worked, please circle here

99

5. Please show how much you agree or disagree with each of these statements.

- | | Strongly
Agree | Agree | Neither
Agree nor
Disagree | Disagree | Strongly
Disagree | Can't
choose |
|---|-------------------|--------|----------------------------------|----------|----------------------|-----------------|
| a. Differences in income in
New Zealand are too large..... | 1..... | 2..... | 3..... | 4..... | 5..... | 8 |
| b. It is the responsibility of the
Government to reduce the
differences in income between
people with high incomes and
those with low incomes | 1..... | 2..... | 3..... | 4..... | 5..... | 8 |

6. Do you think people with high incomes should pay a **larger share** of their income in taxes than those with low incomes, the **same share**, or a **smaller share**?

Much larger share 1
 Larger 2
 The same share 3
 Smaller 4
 Much smaller share 5
 Can't choose..... 8

7. Turning to international differences, do you agree or disagree...
 Present economic differences between rich and poor countries are too large?

Strongly agree 1
 Agree..... 2
 Neither agree nor disagree..... 3
 Disagree..... 4
 Strongly disagree..... 5
 Can't choose..... 8

8. People in wealthy countries should make an additional tax contribution to help people in poor countries.

Strongly agree 1
 Agree..... 2
 Neither agree nor disagree..... 3
 Disagree..... 4
 Strongly disagree..... 5
 Can't choose..... 8

9. Is it just or unjust – right or wrong – that people with higher incomes can...

a. Buy better health care than people with lower incomes?

Very just, definitely right..... 1
 Somewhat just, right 2
 Neither just nor unjust, mixed feelings 3
 Somewhat unjust, wrong 4
 Very unjust, definitely wrong..... 5
 Can't choose..... 8

b. Buy better education for their children than people with lower incomes?

Very just, definitely right..... 1
 Somewhat just, right 2
 Neither just nor unjust, mixed feelings 3
 Somewhat unjust, wrong 4
 Very unjust, definitely wrong..... 5
 Can't choose..... 8

10. In all countries there are differences or even conflicts between different social groups. In your opinion, in New Zealand how much conflict is there between...

	Very Strong Conflicts	Strong conflicts	Not very strong conflicts	There are no conflicts	Can't choose
a. Poor people and rich people?.....	1	2	3	4	8
d. The working class and the middle class?.....	1	2	3	4	8
c. Management and workers?	1	2	3	4	8
d. People at the top of society and people at the bottom?	1	2	3	4	8
e. Young people and older people? ...	1	2	3	4	8

11. In our society there are groups which tend to be towards the top and groups which tend to be toward the bottom. Below is a scale that runs from top to bottom. Where would you put yourself on this scale?

PLEASE CIRCLE ONE NUMBER

Top	01
	02
	03
	04
	05
	06
	07
	08
	09
Bottom	10

79-80

12. And ten years ago, where did you fit in then?

PLEASE CIRCLE ONE NUMBER

Top	01
	02
	03
	04
	05
	06
	07
	08
	09
Bottom	10

81-82

PAY AND JOBS

13. Please think of your present job (or your last one if you don't have one now). If you compare this job with the job your father had when you were 16, would you say that the level or status of **your** job is (or was)...

Much higher than your father's 1
 Higher 2
 About equal 3
 Lower 4
 Much lower than your father's 5
 I have never had a job 6
 I never knew my father/father never had a job 7

- 3 -

5

14. In deciding how much people **ought** to earn, how important should each of these things be, in your opinion?

- (a) First, the amount of responsibility that goes with the job – how important do **you** think that should be in deciding pay?

Essential 1
Very important 2
Fairly important 3
Not very important 4
Not important at all 5
Can't choose 8

6

- (b) The number of years spent in education and training?

Essential 1
Very important 2
Fairly important 3
Not very important 4
Not important at all 5
Can't choose 8

7

- (c) Whether the job requires supervising others – how important should that be in deciding pay?

Essential 1
Very important 2
Fairly important 3
Not very important 4
Not important at all 5
Can't choose 8

8

- (d) What is needed to support a family?

Essential 1
Very important 2
Fairly important 3
Not very important 4
Not important at all 5
Can't choose 8

9

- (e) Whether the person has children to support

Essential 1
Very important 2
Fairly important 3
Not very important 4
Not important at all 5
Can't choose 8

10

(f) How well he or she does the job?

Essential	1
Very important	2
Fairly important	3
Not very important.....	4
Not important at all	5
Can't choose.....	8

11

(g) How hard he or she works at the job?

Essential	1
Very important	2
Fairly important	3
Not very important.....	4
Not important at all	5
Can't choose.....	8

12

15. Is your pay just? We are not asking about what you do earn, nor what you would like to earn – but what you feel is just given your skills and effort. Is your pay...

If not working now, please tell about your last job.

Much less than is just.....	1
A little less than is just	2
About just for me.....	3
A little more than is just	4
Much more than is just.....	5
Never had a job.....	6
Can't choose.....	8

13

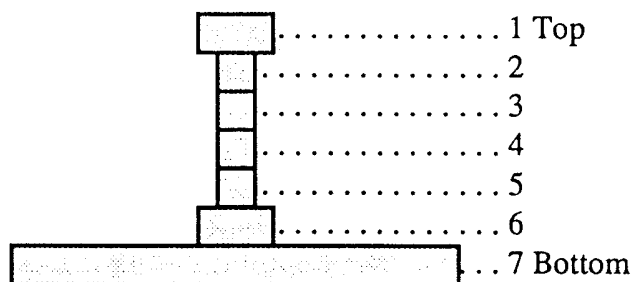
SHAPE OF NEW ZEALAND SOCIETY

These five diagrams show different kinds of society. Please read the descriptions and look at the diagrams.

These five diagrams show different kinds of society. Please read the descriptions and look at the diagrams.

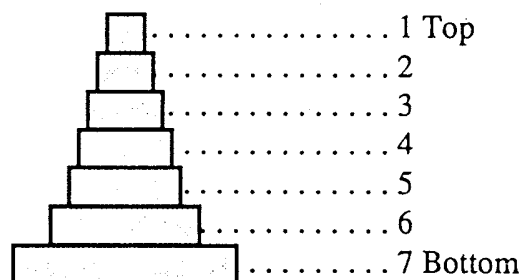
Type A

A small elite at the top, very few people in the middle and the great mass of people at the bottom



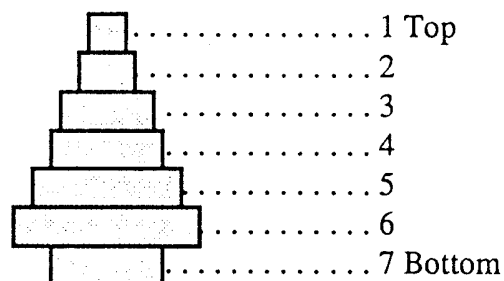
Type B

A society like a pyramid, with a small elite at the top, more people in the middle, and most at the bottom



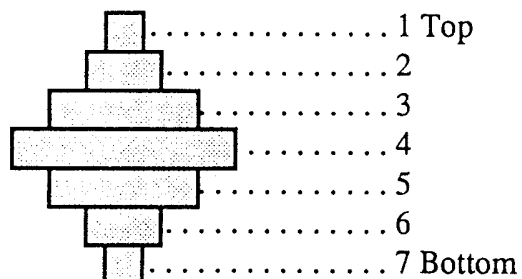
Type C

A pyramid except that just a few people are at the very bottom



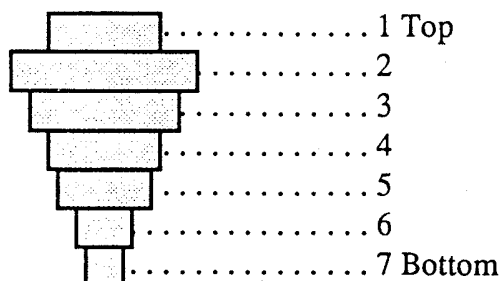
Type D

A society with most people in the middle



Type E

Many people near the top and only a few near the bottom



16. (a) First, what type of society is New Zealand today - which diagram comes closest?

Type A..... 1
Type B..... 2
Type C..... 3
Type D..... 4
Type E..... 5
Can't choose..... 8

14

- (b) What do you think New Zealand **ought** to be like - which would you prefer?

Type A..... 1
Type B..... 2
Type C..... 3
Type D..... 4
Type E..... 5
Can't choose..... 8

15

17. Now, we would like to know where you and other people fit in. Please look at the diagram you think best describes New Zealand today, the one you chose first.

- (a) Where would you say you and your family are - at the top, somewhere in the middle, or toward the bottom?

1 Top 1
2..... 2
3..... 3
4..... 4
5..... 5
6..... 6
7 Bottom 7
8 Can't choose..... 8

16

- (b) Where would you say unskilled worker in a factory fits in?

1 Top 1
2..... 2
3..... 3
4..... 4
5..... 5
6..... 6
7 Bottom 7
8 Can't choose..... 8

17

(c) The chairman of a large national corporation?

1 Top	1
2	2
3	3
4	4
5	5
6	6
7 Bottom	7
8 Can't choose	8

ABOUT YOURSELF

So that we can be sure we have a good cross section of people in our survey, would you please answer the following questions about yourself and your household. Remember that all responses remain **STRICTLY CONFIDENTIAL**.

30. Please indicate the year in which you were born:

Year: 19____

31. What is your sex?

Male 1
Female 2

32. Which of these categories best describes your **current** marital status?

Married 1
Widowed 2
Divorced 3
Separated 4
Single, never married 5

33. Do you live together with a partner?

Yes 1
No 1

34. Which one of these categories **best** describes the amount of formal education you have had?

PLEASE CIRCLE ONE ONLY

No formal schooling 1
A few years of primary school 2
Primary/intermediate up to Standard 6 or Form 2 3
Secondary school for up to 3 years 4
Secondary school for 4 years or more 5
University/polytechnic for up to 3 years 6
University/polytechnic for 4 years or more 7

35. Which of these categories **best** describes your **highest** formal qualification?

PLEASE CIRCLE ONE ONLY

No formal qualification 1
School qualifications only (Proficiency, School C, UE, Bursary etc) 2
Trade or Professional certificate 3
Diploma below Bachelor level 4
Bachelor's Degree 5
Post-graduate or higher qualification 6

36. Which of these categories describe your employment status?

PLEASE CIRCLE AS MANY AS APPLY

Employed - full time (35+ hours weekly) 1
Employed - part time (15-35 hours weekly) 1
Employed - less than 15 hours/temporarily out of work 1
Helping family member 1
Unemployed or beneficiary 1
Student 1
Retired 1
Housewife/husband - home duties 1
Permanently disabled 1

37. How many hours, on average, do you **usually** work in a normal week?

Number of hours: _____

21-22

38. What is your **main** occupation?

- If you have more than one job, business or professional practice, please give the occupation for the job you spend the most time at.
- Please describe fully, using two words or more; for example, builders' labourer *not* labourer, accounts clerk *not* clerk, deer farmer *not* farmer.

Main occupation: _____ not applicable.....9999

23-26

39. Do you supervise, or are you responsible for, the work of any other people?

Yes..... 1
No..... 2 → **GO TO Q40**

27

If yes, how many people do you supervise?

Number of people: _____

28-30

40. Which of these categories best describes your current employment status?

Public sector (i.e. local government, Government) 1
Publicly-owned private sector organisation 2
Privately-owned private sector organisation 3
Non-profit/Charity/Welfare organisation 4
Self-employed 5
Not working..... 6

31

41. If you are self-employed, how many **employees** do you currently have?

Number of employees: _____

32-34

42. Are you currently a member of a Trade Union?

Yes 1
No 2

35

43. Have you been unemployed at any time during the last ten years?

NOTE: By unemployed we mean unable to get a paid job when you wanted one.

Yes 1
No 2 → **PLEASE TO TO Q45**

36

44. And how many months have you been unemployed during the last ten years?
(Consider all times of unemployment)

Number of months: _____

45. **INCLUDING YOURSELF**, how many people are there in your household?

Number in household _____

46. How many children under the age of 16 are in your household?

Children under 16 years _____

**If you are married or living with a partner, please go to Question 47.
Otherwise, please go to question 50.**

47. Which of the following categories best describes your **partner's or spouse's** current employment status?

PLEASE CIRCLE AS MANY AS APPLY

- Employed – full time (35+ hours weekly) 1
Employed – part time (15-35 hours weekly) 1
Employed – less than 15 hours/temporarily out of work 1
Helping family member 1
Unemployed or beneficiary 1
Student 1
Retired 1
Housewife/husband – home duties 1
Permanently disabled 1
Other (Please specify) _____ 1

48. How many hours, on average, does your partner or spouse **usually** work in a normal week?

Number of hours: _____

49. What is your **partner's or spouse's** main occupation?

- **If your partner or spouse has more than one job, business or professional practice, please give the occupation for the job he or she spends the most time at.**
- **Please describe fully, using two words or more; for example, builders' labourer not labourer, accounts clerk not clerk, deer farmer not farmer.**

Main occupation: _____

Not applicable.....9999

50. Which of the following categories describe your ethnic origin?

Please circle as many as you need to show which ethnic group(s) you belong to.

N.Z. Maori	1	60
N.Z. European or Pakeha	1	61
Other European	1	62
Samoan	1	63
Cook Island Maori	1	64
Tongan	1	65
Niuean	1	66
Other Pacific Island	1	67
Indian	1	68
Chinese	1	69
Other Asian	1	70
Other	1	71

51. At the 1996 General Election, which Political Party did you vote for?

	Electorate candidate	Party list	
Didn't vote/not eligible to vote.....	1.....	1	
Act	2.....	2	5-6
Alliance	3.....	3	
Christian Coalition	4.....	4	
Labour	5.....	5	
National	6.....	6	7-8
New Zealand First.....	7.....	7	
United.....	8.....	8	
Other (please specify).....	9.....	9	
Don't Know/Can't remember.....	10.....	10	

52. Which of the following categories best describes **your own** yearly income from all sources before tax?

\$10,000 or less.....	1	
\$10,001 - \$15,000.....	2	
\$15,001 - \$20,000.....	3	
\$20,001 - \$25,000.....	4	
\$25,001 - \$30,000.....	5	9
\$30,001 - \$40,000.....	6	
\$40,001 - \$50,000.....	7	
\$50,001 - \$70,000.....	8	
\$70,001 or more.....	9	

53. Which of the following categories best describes the total yearly income of **everyone in your household** from all sources before tax?

\$10,000 or less.....	1
\$10,001 - \$20,000.....	2
\$20,001 - \$30,000.....	3
\$30,001 - \$40,000.....	4
\$40,001 - \$50,000.....	5
\$50,001 - \$60,000.....	6
\$60,001 - \$80,000.....	7
\$80,001 - \$100,000.....	8
\$100,001 or more.....	9

10

54. In terms of your social status, which of the following categories do you think you fit into?

Lower class	1
Working class.....	2
Upper working/lower middle class	3
Middle class	4
Upper middle class	5
Upper class	6
Don't know.....	8

11

55. What is your current religion?

Anglican (C of E).....	1
Assemblies of God	2
Baptist.....	3
Brethren	4
Buddhist	5
Catholic.....	6
Christian.....	7
Jehovah's Witness	8
Jewish.....	9
Hindu.....	10
Lutheran	11
Mormon (Latter Day Saints)	12
Methodist	13
Muslim....	14
Orthodox.....	15
Pentecostal.....	16
Presbyterian.....	17
Protestant..	18
Ratana.....	19
Ringatu.....	20
Salvation Army.....	21
Seventh Day Adventist.....	22
Other (please specify)	23
No Religion.....	24

12

56. How often do you attend a religious service?

- Never 1
- Less than once a year 2
- About once or twice a year 3
- Several times a year 4
- About once a month 5
- Two or three times a month 6
- Nearly every week 8
- Every week 9
- Several times a week 10
- Can't choose/Don't Know 11

14-15

57. Which of the following categories best describes your current housing situation?

- Own house (freehold or mortgaged) 1
- Rent: private rental market 2
- Rent: public or subsidised 3
- Rent: from employer 4
- Rent: other 5
- Boarding 6
- Living with parents or family 7
- House comes with job 8
- Other (please specify) 9

16

58. Do you have a disability or handicap that is long-term (lasting 6 months or more)?

- Yes 1
- No 2

17

59. And in which area do you live?

- | | |
|-----------------------------|-------------------------------|
| Northland..... 1 | Horowhenua 12 |
| Auckland 2 | Wellington..... 13 |
| Thames Valley..... 3 | Wairarapa..... 14 |
| Bay of Plenty..... 4 | Nelson Bays 15 |
| Waikato 5 | Marlborough 16 |
| Tongariro 6 | West Coast..... 17 |
| East Cape 7 | Canterbury 18 |
| Hawkes Bay 8 | Aorangi 19 |
| Taranaki 9 | Clutha-Central Otago 20 |
| Wanganui 10 | Coastal-North Otago..... 21 |
| Manawatu-Rangitikei..... 11 | Southland..... 22 |

18-19

60. Do you live in a rural or urban area?

- Rural 1
- Urban 2

20

61. What size of city or town do you live in?

- Farm or rural property..... 1
- Village (under 1,000 people) 2
- Small town (1,000 to 9,999 people)..... 3
- Large town (10,000 to 29,999 people) 4
- Small city (30,000 to 49,999 people)..... 5
- Medium city (50,000 to 99,999 people) 6
- Large city (100,000 people or more) 7

If you have any other comments you wish to add, on any of the topics raised in this questionnaire, we would welcome them. Please write them in the space provided below:
