



# International Social Survey Programme New Zealand

CONFIDENTIAL  
ID: \_\_\_\_\_(1-4)

# **NEW ZEALANDERS' ATTITUDES TO SOCIAL INEQUALITY**



**Department of Marketing**

**International Social Survey Programme**

**August 1992**

MASSEY UNIVERSITY

Department of Marketing

NEW ZEALANDERS' ATTITUDES TO SOCIAL INEQUALITY

How To Fill Out This Questionnaire

To answer these questions all you have to do is to circle a number or write in the space provided. After some questions, there is an instruction in **bold type** explaining what to do. Some questions may not apply to you, in which case there are instructions on which question to go to next.

Here are two examples of how to fill out the questionnaire:

- 
1. Should the Government increase the highest rate of income tax?

Yes ..... ①  
No ..... 2 **GO TO Q 3**

2. What should the top income tax rate be increased to?

35% ..... 1  
40% ..... ②  
45% ..... 3  
50% ..... 4  
Other (please specify)\_\_\_\_\_

---

Please read each question carefully. Remember, there are no right or wrong answers. we just want to know your *own* personal opinion.

Enjoy the questionnaire, and thank you for your help.

**Now, please turn over to the first question.**

## OPPORTUNITIES FOR GETTING AHEAD

To begin, we have some questions about opportunities for getting ahead...

1. Please circle one number in each of the following questions to show **how important you think it is for getting ahead in life ...**

- a. First, how important is coming from a wealthy family?

Essential . . . . .	1
Very important . . . . .	2
Fairly important . . . . .	3
Not very important . . . . .	4
Not important at all . . . . .	5
Can't choose . . . . .	8

5

- b. Having well-educated parents?

Essential . . . . .	1
Very important . . . . .	2
Fairly important . . . . .	3
Not very important . . . . .	4
Not important at all . . . . .	5
Can't choose . . . . .	8

6

- c. Having a good education yourself?

Essential . . . . .	1
Very important . . . . .	2
Fairly important . . . . .	3
Not very important . . . . .	4
Not important at all . . . . .	5
Can't choose . . . . .	8

7

- d. Ambition?

Essential . . . . .	1
Very important . . . . .	2
Fairly important . . . . .	3
Not very important . . . . .	4
Not important at all . . . . .	5
Can't choose . . . . .	8

8

- e. Natural ability? How important is that for getting ahead in life?

Essential . . . . .	1
Very important . . . . .	2
Fairly important . . . . .	3
Not very important . . . . .	4
Not important at all . . . . .	5
Can't choose . . . . .	8

9

f. Hard work? How important is that?

Essential . . . . . 1  
Very important . . . . . 2  
Fairly important . . . . . 3  
Not very important . . . . . 4  
Not important at all . . . . . 5  
Can't choose . . . . . 8

10

g. Knowing the right people?

Essential . . . . . 1  
Very important . . . . . 2  
Fairly important . . . . . 3  
Not very important . . . . . 4  
Not important at all . . . . . 5  
Can't choose . . . . . 8

11

h. Having political connections?

Essential . . . . . 1  
Very important . . . . . 2  
Fairly important . . . . . 3  
Not very important . . . . . 4  
Not important at all . . . . . 5  
Can't choose . . . . . 8

12

i. A person's race? How important is that for getting ahead in life?

Essential . . . . . 1  
Very important . . . . . 2  
Fairly important . . . . . 3  
Not very important . . . . . 4  
Not important at all . . . . . 5  
Can't choose . . . . . 8

13

j. A person's religion?

Essential . . . . . 1  
Very important . . . . . 2  
Fairly important . . . . . 3  
Not very important . . . . . 4  
Not important at all . . . . . 5  
Can't choose . . . . . 8

14

k. The part of the country where a person grew up?

Essential . . . . .	1
Very important . . . . .	2
Fairly important . . . . .	3
Not very important . . . . .	4
Not important at all . . . . .	5
Can't choose . . . . .	8

15

l. Being born a man or a woman - how important is that?

Essential . . . . .	1
Very important . . . . .	2
Fairly important . . . . .	3
Not very important . . . . .	4
Not important at all . . . . .	5
Can't choose . . . . .	8

16

m. A person's political beliefs?

Essential . . . . .	1
Very important . . . . .	2
Fairly important . . . . .	3
Not very important . . . . .	4
Not important at all . . . . .	5
Can't choose . . . . .	8

17

2. Please circle one number to show how much you agree or disagree with the following statement:

The way things are in New Zealand, people like me and my family have a good chance of improving our standard of living.

Strongly agree . . . . .	1
Agree . . . . .	2
Neither agree nor disagree . . . . .	3
Disagree . . . . .	4
Strongly disagree . . . . .	5
Can't choose . . . . .	8

18

3. How much do you agree or disagree with each of these statements?

	Strongly Agree	Agree	Neither Agree nor Disagree	Disagree	Strongly Disagree	Can't Choose	
a. People would not want to take extra responsibility at work unless they were paid extra for it . . . . .	1	2	3	4	5	8	19
b. Workers would not bother to get skills and qualifications unless they were paid extra for having them . . . . .	1	2	3	4	5	8	20
c. Inequality continues because it benefits the rich and powerful . . . . .	1	2	3	4	5	8	21
d. No-one would study for years to become a lawyer or doctor unless they expected to earn a lot more than ordinary workers . . . . .	1	2	3	4	5	8	22
e. Large differences in income are necessary for New Zealand's prosperity . . . . .	1	2	3	4	5	8	23
f. Allowing business to make good profits is the best way to improve everyone's standard of living . . . . .	1	2	3	4	5	8	24
g. Inequality continues to exist because ordinary people don't join together to get rid of it . . . . .	1	2	3	4	5	8	25

## HOW MUCH PEOPLE EARN

4. We would like to know what you think people in some jobs actually earn.

For each of the people listed below, please write in how much you think they **usually** earn each year, before taxes.

(You may not be exactly sure about this, but your best guess will be close enough. This may be difficult, but it is important, so please try.)

*Please write in how much they **usually** earn each year, before tax.*

- |    |   |       |
|----|---|-------|
| a. | First, <b>about</b> how much do you think a skilled worker in a factory earns? . . . . . [\$] . . . . . | 26-31 |
| b. | A doctor in a general practice? . . . . . [\$] . . . . .  | 32-37 |
| c. | A shop assistant in a department store? . . . . . [\$] . . . . .  | 38-43 |
| d. | The chairman of a large national company? . . . . . [\$] . . . . .                                      | 44-49 |
| e. | A solicitor? . . . . . [\$] . . . . .   | 50-55 |
| f. | The owner of a small shop? . . . . . [\$] . . . . .   | 56-61 |
| g. | A farm labourer? . . . . . [\$] . . . . .   | 62-67 |
| h. | The owner-manager of a large factory? . . . . . [\$] . . . . .  | 68-73 |
| i. | A judge in the High Court? . . . . . [\$] . . . . .   | 74-79 |
| j. | An unskilled worker in a factory? . . . . . [\$] . . . . .  | 80-85 |
| k. | A cabinet minister in parliament? . . . . . [\$] . . . . .  | 86-91 |

5. Next, what do you think people in these jobs **ought** to be paid - how much do you think they should earn each year before taxes, regardless of what they actually get?

*Please write in how much they **should** earn each year, before tax.*

-2-

- |    |   |            |       |
|----|---|------------|-------|
| a. | First, <b>about</b> how much do you think a skilled worker in a factory <b>should</b> earn? ..... | [\$] ..... | 3-8   |
| b. | A doctor in a general practice? .....   | [\$] ..... | 9-14  |
| c. | A shop assistant in a department store? .....   | [\$] ..... | 15-20 |
| d. | The chairman of a large national company? .....   | [\$] ..... | 21-26 |
| e. | A solicitor? .....  | [\$] ..... | 27-32 |
| f. | The owner of a small shop? .....  | [\$] ..... | 33-38 |
| g. | A farm labourer? .....  | [\$] ..... | 39-44 |
| h. | The owner-manager of a large factory? .....   | [\$] ..... | 45-50 |
| i. | A judge in the High Court? .....  | [\$] ..... | 51-56 |
| j. | An unskilled worker in a factory? .....   | [\$] ..... | 57-62 |
| k. | A cabinet minister in parliament? .....   | [\$] ..... | 63-68 |

6. Please show how much you agree or disagree with each of these statements...

	Strongly Agree	Agree	Neither Agree nor Disagree	Disagree	Strongly Disagree	Can't Choose	
a. Differences in income in New Zealand are too large .....	1	2	3	4	5	8	69
b. It is the responsibility of the government to reduce the differences in income between people with high incomes and those with low incomes .....	1	2	3	4	5	8	70
c. The government should provide a job for everyone who wants one .....	1	2	3	4	5	8	71
d. The government should provide everyone with a guaranteed basic income .....	1	2	3	4	5	8	72

7. Generally, how would you describe taxes in New Zealand today? (We mean **all** taxes together, including income tax, GST and all the rest.)

a. First, for those with **high** incomes, are taxes...

Much too high .....	1	
Too high .....	2	
About right .....	3	
Too low .....	4	73
Much too low .....	5	
Can't choose .....	8	

b. Next, for those with **middle** incomes, are taxes...

Much too high .....	1	
Too high .....	2	
About right .....	3	
Too low .....	4	74
Much too low .....	5	
Can't choose .....	8	

c. Lastly, for those with **low** incomes, are taxes...

Much too high .....	1	
Too high .....	2	
About right .....	3	
Too low .....	4	75
Much too low .....	5	
Can't choose .....	8	

8. Do you think that people with high incomes should pay a **larger share** of their income in taxes than those with low incomes, the **same share**, or a **smaller share**?

Much larger share ..... 1  
 Larger share ..... 2  
 The same share ..... 3  
 Smaller share ..... 4  
 Much smaller share ..... 5  
 Can't choose ..... 8

76

9. In all countries there are differences or even conflicts between different social groups. In your opinion, in New Zealand how much conflict is there between...

	Very strong conflicts	Strong conflicts	Not very strong conflicts	There are no conflicts	Can't choose
a. Poor people and rich people? .....	1	2	3	4	8
b. The working class and the middle class? ..	1	2	3	4	8
c. The unemployed and people with jobs? ....	1	2	3	4	8
d. Management and workers? .....	1	2	3	4	8
e. Farmers and city people? .....	1	2	3	4	8
f. Young people and older people? .....	1	2	3	4	8

77

78

79

80

81

82

10. In our society there are groups which tend to be towards the top and groups which tend to be towards the bottom. Below is a scale that runs from top to bottom. Where would you put yourself on this scale?

**PLEASE CIRCLE ONE NUMBER**

Top

01
02
03
04
05
06
07
08
09
10

Bottom

-3-

3-4

11. Please think of your present job (or your last one if you don't have one now).

If you compare this job with the job your father had when you were 16, would you say that the level or status of your job is (or was) ...

PLEASE TICK ONE BOX

Much higher than your father's

Higher

About equal

Lower

Much lower than your father's

(I never had a job)

(Never knew father/father never had a job)

(✓)

1
2
3
4
5
6
7

414

- 12a) Compared with your father when he was about your age, are you better or worse off in your income and standard of living generally?

PLEASE TICK ONE BOX

Much better off than your father

Better off

About equal

Worse off

Much worse off than your father

(Never knew father)

(✓)

1
2
3
4
5
6

415

- b) And compared with your father when he was about your age, are you better or worse off in your education and training?

PLEASE TICK ONE BOX

Much better off than your father

Better off

About equal

Worse off

Much worse off than your father

(Never knew father)

(✓)

1
2
3
4
5
6

416

13. In deciding how much people ought to earn, how important should each of these things be, in your opinion?

- a) First, the amount of responsibility that goes with the job - how important do you think that should be in deciding pay?

PLEASE TICK ONE BOX

	(✓)
Essential	1
Very important	2
Fairly important	3
Not very important	4
Not important at all	5
Can't choose	8

417

- b) The number of years spent in education and training?

PLEASE TICK ONE BOX

	(✓)
Essential	1
Very important	2
Fairly important	3
Not very important	4
Not important at all	5
Can't choose	8

418

- c) Whether the job requires supervising others - how important should that be in deciding pay?

PLEASE TICK ONE BOX

	(✓)
Essential	1
Very important	2
Fairly important	3
Not very important	4
Not important at all	5
Can't choose	8

419

Please continue...

13d) What is needed to support a family - how important to you think that should be in deciding pay?

PLEASE TICK ONE BOX

	(✓)
Essential	1
Very important	2
Fairly important	3
Not very important	4
Not important at all	5
Can't choose	8

420

e) Whether the person has children to support?

PLEASE TICK ONE BOX

	(✓)
Essential	1
Very important	2
Fairly important	3
Not very important	4
Not important at all	5
Can't choose	8

421

f) How well the person does the job?

PLEASE TICK ONE BOX

	(✓)
Essential	1
Very important	2
Fairly important	3
Not very important	4
Not important at all	5
Can't choose	8

422

g) How hard the person works at the job?

PLEASE TICK ONE BOX

	(✓)
Essential	1
Very important	2
Fairly important	3
Not very important	4
Not important at all	5
Can't choose	8

423

- 14a) If incomes became more equal in Britain, some people would get higher incomes and some would get lower incomes. Do you think your income ...

PLEASE TICK ONE BOX

... would definitely go up

would probably go up

would stay the same

would probably go down

would definitely go down

Can't choose

(✓)

☐ 1

☐ 2

☐ 3

☐ 4

☐ 5

☐ 6

☐ 7

☐ 8

424

- b) And if incomes in Britain became less equal, do you think your income ...

PLEASE TICK ONE BOX

... would definitely go up

would probably go up

would stay the same

would probably go down

would definitely go down

Can't choose

(✓)

☐ 1

☐ 2

☐ 3

☐ 4

☐ 5

☐ 6

☐ 7

☐ 8

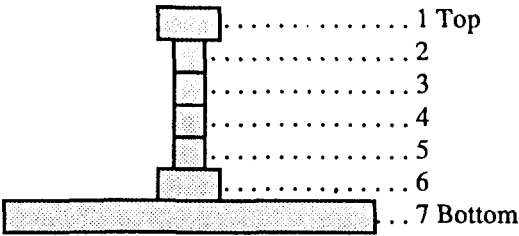
425

Please continue...

These five diagrams show different kinds of society. Please read the descriptions and look at the diagrams and decide which you think best describes Australia today...

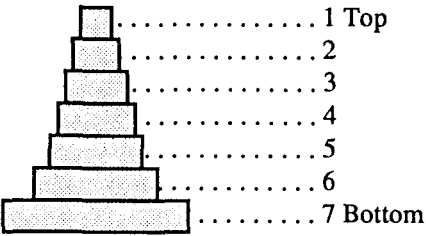
**Type A**

A small elite at the top, very few people in the middle and the great mass of people at the bottom



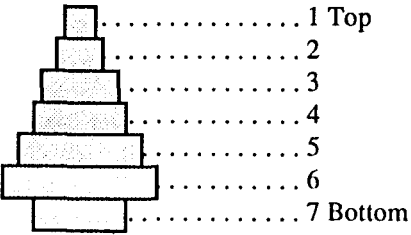
**Type B**

A society like a pyramid, with a small elite at the top, more people in the middle, and most at the bottom



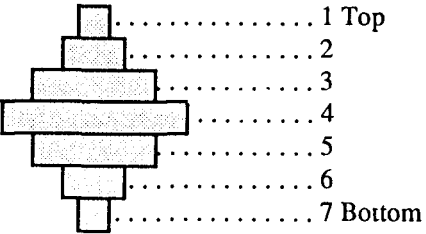
**Type C**

A pyramid except that just a few people are at the very bottom



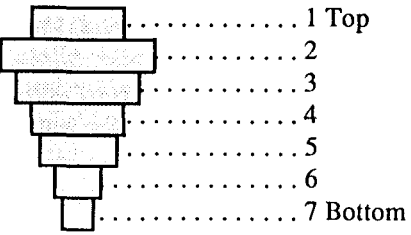
**Type D**

A society with most people in the middle



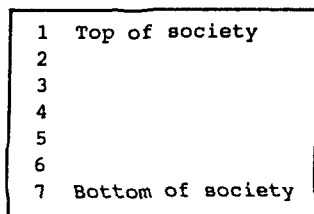
**Type E**

Many people near the top and only a few near the bottom



- 1a. First, what type of society is Australia today -- which diagram comes closest? . . . . .
- |        |        |        |        |        |
|--------|--------|--------|--------|--------|
| Type A | Type B | Type C | Type D | Type E |
|--------|--------|--------|--------|--------|
- b. And what do you think Australia was like 5 or 10 years ago, around 1985 -- just your best guess? . . . . .
- |        |        |        |        |        |
|--------|--------|--------|--------|--------|
| Type A | Type B | Type C | Type D | Type E |
|--------|--------|--------|--------|--------|
- c. And what do you think Australia was like 30 or 40 years ago, in the 1950s -- just your best guess? . . . . .
- |        |        |        |        |        |
|--------|--------|--------|--------|--------|
| Type A | Type B | Type C | Type D | Type E |
|--------|--------|--------|--------|--------|
- d. What do you think Australia will be like 30 years from now, in the future -- just your best guess . . . . .
- |        |        |        |        |        |
|--------|--------|--------|--------|--------|
| Type A | Type B | Type C | Type D | Type E |
|--------|--------|--------|--------|--------|
- e. What do you think Australia ought to be like -- which would you prefer? . . .
- |        |        |        |        |        |
|--------|--------|--------|--------|--------|
| Type A | Type B | Type C | Type D | Type E |
|--------|--------|--------|--------|--------|

2. Now we would like to know where you and other people fit in. Please look at the diagram you think best describes Australia today, the one you chose first...



- |   |            |   |   |   |   |   |   |               |
|---|------------|---|---|---|---|---|---|---------------|
| a. Where would you say you and your family actually are -- at the top, somewhere in the middle, or toward the bottom? . . . . . | <u>Top</u> |   |   |   |   |   |   | <u>Bottom</u> |
|   | 1          | 2 | 3 | 4 | 5 | 6 | 7 |               |
- b. Where would you say you and your family were 5 or 10 years ago, around 1985? . . . . .
- |   |   |   |   |   |   |   |
|---|---|---|---|---|---|---|
| 1 | 2 | 3 | 4 | 5 | 6 | 7 |
|---|---|---|---|---|---|---|
- c. Where would you say an unskilled worker in a factory fits in? . . . . .
- |   |   |   |   |   |   |   |
|---|---|---|---|---|---|---|
| 1 | 2 | 3 | 4 | 5 | 6 | 7 |
|---|---|---|---|---|---|---|
- d. The chairman of a large national corporation? . . . . .
- |   |   |   |   |   |   |   |
|---|---|---|---|---|---|---|
| 1 | 2 | 3 | 4 | 5 | 6 | 7 |
|---|---|---|---|---|---|---|
- e. Where does a farm labourer fit in -- at the top, somewhere in the middle, or at the bottom? . . . . .
- |   |   |   |   |   |   |   |
|---|---|---|---|---|---|---|
| 1 | 2 | 3 | 4 | 5 | 6 | 7 |
|---|---|---|---|---|---|---|
- f. And a doctor in general practice? . . . . .
- |   |   |   |   |   |   |   |
|---|---|---|---|---|---|---|
| 1 | 2 | 3 | 4 | 5 | 6 | 7 |
|---|---|---|---|---|---|---|

**ABOUT YOURSELF**

So that we can be sure we have a good cross section of people in our survey, would you please answer the following questions about yourself and your household. Remember that all responses remain **STRICTLY CONFIDENTIAL**.

46. Please indicate the year in which you were born:

Year: 19

47. What is your sex?

Male

Female

48. Which of these categories best describes your **current** marital status?

(✓)

Married/living with partner

Widowed

Divorced

Separated

Single, never married

49. How many years of **full-time** education have you had? (including primary, secondary and tertiary).

Number of Years

50. Which of these categories best describes your **highest** level of formal education?

(✓)

No formal qualification

Primary school

Secondary school for up to 3 years

Secondary school for 4 years or more

Some university or other tertiary

Completed trade or professional qualification

Completed university degree

Other (please specify) \_\_\_\_\_

51. Which of these categories best describes your current employment status? (✓)

- Employed - full time (35+ hours weekly)
- Employed - part time (15-35 hours weekly)
- Employed - less than 15 hours/temporarily out of work
- Helping family member
- Unemployed or beneficiary
- Student
- Retired
- Housewife/husband - home duties
- Permanently disabled
- Other (Please specify) \_\_\_\_\_

1
2
3
4
5
6
7
8
9
10

PLEASE  
GO TO  
Q58

14-15

52. How many hours, on average, do you **usually** work in a normal week?

Number of hours: 

--	--

16-17

53. What is your **main** occupation?

**Please describe fully, using two words or more; for example, builder's labourer not labourer, accounts clerk not clerk, deer farmer not farmer.**

Main occupation: \_\_\_\_\_

18-21

54. Do you supervise or are you responsible for the work of any other people?

Yes 

1
---

No 

2
---

--> PLEASE GO TO Q55

22

If yes, how many people do you supervise?

Number of people: 

--	--

23-24

55. Which of these categories best describes your current employment status?

- Public sector (i.e., local government, Government)
- Publicly-owned private sector organisation
- Privately-owned private sector organisation
- Non-profit/Charity/Welfare organisation
- Self-employed

1
2
3
4
5

PLEASE  
GO TO  
Q57

--> PLEASE TO TO Q56

25

56. If you are self-employed, how many **employees** do you currently have?

Number of employees

--	--	--

26-28

57. Are you currently a member of a Trade Union?

Yes

1
---

No

2
---

29

58. We would now like to ask some questions about the composition of your particular household. **EXCLUDING YOURSELF**, could you please complete the following table, ordering members of the household by age.

(If you are the only member of your household, please go to Question 61.)

Please circle the number of people in your household, *not counting yourself*, write in their ages, and then circle a '1' or a '2' for each to show whether they are male or female.

No of persons in household	1	2	3	4	5	6	7	8	9	10	11	12
Age (years)												
Sex: Male	1	1	1	1	1	1	1	1	1	1	1	1
Female	2	2	2	2	2	2	2	2	2	2	2	2

30-31

32-55

56-67

If you are married or living with a partner, please go to Question 59. Otherwise, please go to question 61.

59. Which of the following categories best describes your **partner's or spouse's** current employment status?

(✓)

Employed - full time (35+ hours weekly)

1
---

Employed - part time (15-35 hours weekly)

2
---

Employed - less than 15 hours/temporarily out of work

3
---

Helping family member

4
---

Unemployed or beneficiary

5
---

Student

6
---

Retired

7
---

Housewife/husband - home duties

8
---

Permanently disabled

9
---

Other (Please specify) \_\_\_\_\_

10
----

PLEASE GO TO Q61

68-69

60. What is your **partner's or spouse's** main occupation?

**Please describe fully using two words or more; for example, builder's labourer not labourer, accounts clerk not clerk, deer farmer not farmer.**

Spouse's/partner's main occupation \_\_\_\_\_

70-73

61. When you were 16 years old, what was your **father's** main occupation?

**Please describe fully using two words or more; for example, builder's labourer not labourer, accounts clerk not clerk, deer farmer not farmer.**

Father's main occupation \_\_\_\_\_

74-77

62. Generally speaking, in politics do you usually think of yourself as:

	(✓)
Democrat	<input type="checkbox"/> 1
Green Party	<input type="checkbox"/> 2
Labour	<input type="checkbox"/> 3
Liberal	<input type="checkbox"/> 4
National	<input type="checkbox"/> 5
New Labour	<input type="checkbox"/> 6
New Zealand First	<input type="checkbox"/> 7
Social Credit	<input type="checkbox"/> 8
Other (please specify) _____	<input type="checkbox"/> 9
No particular party	<input type="checkbox"/> 10

78-79

b. How strongly do you feel about that?

	(✓)
Very strongly	<input type="checkbox"/> 1
Fairly strongly	<input type="checkbox"/> 2
Not very strongly	<input type="checkbox"/> 3
Not at all strongly	<input type="checkbox"/> 4

80

63. At the 1990 General Election, which Political Party did you vote for?

	(✓)
Didn't vote	<input type="checkbox"/>
Democrat	<input type="checkbox"/>
Green Party	<input type="checkbox"/>
Labour	<input type="checkbox"/>
Mana Motuhake	<input type="checkbox"/>
National	<input type="checkbox"/>
New Labour	<input type="checkbox"/>
Social Credit	<input type="checkbox"/>
Other (please specify) _____	<input type="checkbox"/>

-4-

5

64. Which of the following categories best describes **your own** yearly income from all sources before tax?

	(✓)
\$10,000 or less	<input type="checkbox"/>
\$10,001 - \$15,000	<input type="checkbox"/>
\$15,001 - \$20,000	<input type="checkbox"/>
\$20,001 - \$25,000	<input type="checkbox"/>
\$25,001 - \$30,000	<input type="checkbox"/>
\$30,001 - \$40,000	<input type="checkbox"/>
\$40,001 - \$50,000	<input type="checkbox"/>
\$50,001 - \$70,000	<input type="checkbox"/>
\$70,001 or more	<input type="checkbox"/>

6

65. Which of the following categories best describes the total yearly income of **everyone in your household** from all sources before tax?

	(✓)
\$10,000 or less	<input type="checkbox"/>
\$10,001 - \$15,000	<input type="checkbox"/>
\$15,001 - \$20,000	<input type="checkbox"/>
\$20,001 - \$25,000	<input type="checkbox"/>
\$25,001 - \$30,000	<input type="checkbox"/>
\$30,001 - \$40,000	<input type="checkbox"/>
\$40,001 - \$50,000	<input type="checkbox"/>
\$50,001 - \$70,000	<input type="checkbox"/>
\$70,001 or more	<input type="checkbox"/>

7

66. In terms of your social status, which of the following categories do you think you fit into?

Lower class	(5) <input type="checkbox"/> 1
Working class	<input type="checkbox"/> 2
Upper working/lower middle class	<input type="checkbox"/> 3
Middle class	<input type="checkbox"/> 4
Upper middle class	<input type="checkbox"/> 5
Upper class	<input type="checkbox"/> 6
Don't know	<input type="checkbox"/> 8

70. Which of the following categories describe your ethnic origin?

PLEASE TICK **AS MANY** AS APPLY

(✓)

European	<input type="checkbox"/>
N.Z. Maori	<input type="checkbox"/>
Samoaan	<input type="checkbox"/>
Other Pacific Island Polynesian	<input type="checkbox"/>
Indian	<input type="checkbox"/>
Chinese	<input type="checkbox"/>
Other Asian	<input type="checkbox"/>
African	<input type="checkbox"/>
Other (please specify) _____	<input type="checkbox"/>

15

16

17

18

19

20

21

22

23

71. Have you ever been unemployed during the last ten years?

**NOTE:** By unemployed we mean unable to get a paid job when you wanted one.

Yes ☐

No ☐

--> **PLEASE GO TO 972**

24

And how many months have you been unemployed during the last ten years?  
(Consider all times of unemployment)

Number of months:

--	--	--

25-27

72. Which of the following categories best describes your current housing situation?

(✓)

- Own house (freehold or mortgaged) ☐ 1
- Rent: private rental market ☐ 2
- Rent: public or subsidised ☐ 3
- Rent: from employer ☐ 4
- Rent: other ☐ 5
- Boarding ☐ 6
- Living with parents or family ☐ 7
- House comes with job ☐ 8
- Other (please specify) \_\_\_\_\_ ☐ 9

28

And in which area do you live?

(✓)

- Northland ☐ 1
- Auckland ☐ 2
- Thames Valley ☐ 3
- Bay of Plenty ☐ 4
- Waikato ☐ 5
- Tongariro ☐ 6
- East Cape ☐ 7
- Hawkes Bay ☐ 8
- Taranaki ☐ 9
- Wanganui ☐ 10
- Manawatu-Rangitikei ☐ 11

(✓)

- Horowhenua ☐ 12
- Wellington ☐ 13
- Wairarapa ☐ 14
- Nelson Bays ☐ 15
- Marlborough ☐ 16
- West Coast ☐ 17
- Canterbury ☐ 18
- Aorangi ☐ 19
- Clutha-Central Otago ☐ 20
- Coastal-North Otago ☐ 21
- Southland ☐ 22

29-30

74. Do you live in a rural or urban area?

Rural

☐ 1

Urban

☐ 2

31

75. What size of city or town do you live in?

(✓)

- Farm or rural property ☐ 1
- Village (under 1,000 people) ☐ 2
- Small town (1,000 to 9,999 people) ☐ 3
- Large town (10,000 to 29,999 people) ☐ 4
- Small city (30,000 to 49,999 people) ☐ 5
- Medium city (50,000 to 99,999 people) ☐ 6
- Large city (100,000 people or more) ☐ 7

32

If you have any other comments you wish to add, on any of the topics raised in this questionnaire, we would welcome them. Please write them in the space provided below:

---

---

---

---

---

---

---

---

---

---

---

---

34

35-36

37-38

39-40

We are very grateful for your help. Please return your questionnaire in the stamped addressed envelope provided, to:

International Social Survey Programme  
Marketing Department  
Massey University  
Private Bag 11222  
PALMERSTON NORTH